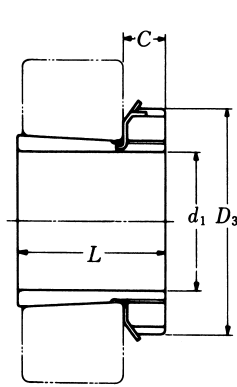
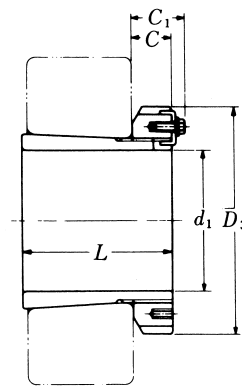


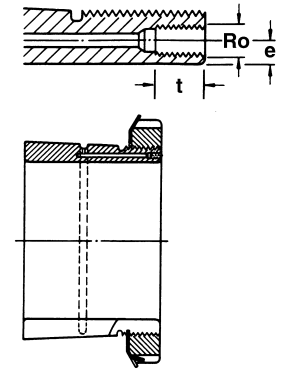
# Hydraulic Adapter Sleeves



$d_1 \leq 180 \text{ mm}$



$d_1 \geq 200 \text{ mm}$



TAPER 1:12

## HOH 30

Hydraulic Adapter <sup>1)</sup> Part No.	$d_1$ H mm	L mm	$D_3$ mm	C mm	$C_1$ <sup>2)</sup> mm	Ro	e mm	t mm	Lock Nut	Lock Washer and Lock plate	Weight (kgs)
HOH 3032	140	93	190	28	—	M6	4.2	8	ANL 32	AWL 32	5.210
HOH 3034	150	101	200	29	—	M6	4.2	8	ANL 34	AWL 34	5.990
HOH 3036	160	109	210	30	—	M6	4.2	8	ANL 36	AWL 36	6.830
HOH 3038	170	112	220	31	—	M6	4.2	8	ANL 38	AWL 38	7.450
HOH 3040	180	120	240	32	—	M6	4.2	8	ANL 40	AWL 40	9.190
HOH 3044	200	126	260	30	41	M6	4.2	8	ANL 44	ALL 44	10.300
HOH 3048	220	133	290	34	46	M6	4.2	8	ANL 48	ALL 48	13.200
HOH 3052	240	145	310	34	46	M6	4.2	8	ANL 52	ALL 52	15.300
HOH 3056	260	152	330	38	50	M6	4.2	8	ANL 56	ALL 56	17.700
HOH 3060	280	168	360	42	54	M6	4.2	8	ANL 60	ALL 60	22.800
HOH 3064	300	171	380	42	55	M6	3.5	8	ANL 64	ALL 64	24.600
HOH 3068	320	187	400	45	58	M6	3.5	8	ANL 68	ALL 68	28.700
HOH 3072	340	188	420	45	58	M6	3.5	8	ANL 72	ALL 72	30.500
HOH 3076	360	193	450	48	62	M6	3.5	8	ANL 76	ALL 76	35.800
HOH 3080	380	210	470	52	66	M6	3.5	8	ANL 80	ALL 80	41.300
HOH 3084	400	212	490	52	66	M6	3.5	8	ANL 84	ALL 84	43.700
HOH 3088	410	228	520	60	77	M8	6.5	12	ANL 88	ALL 88	65.200
HOH 3092	430	234	540	60	77	M8	6.5	12	ANL 92	ALL 92	69.500
HOH 3096	450	237	560	60	77	M8	6.5	12	ANL 96	ALL 96	73.300
HOH 30/500	470	247	580	68	85	M8	6.5	12	ANL 100	ALL 100	81.800

Note :

- Hydraulic adapter sleeves are supplied complete with lock nuts and lock washers or lock plates。  
整組油壓緊定套附螺母及華司或鎖定片。
- Adapter with the dimension C1 have a locking device as shown in the right illustration。  
標示出 C1 尺寸的套筒附鎖定裝置, 如右圖所示。